

Scaled data based on original data using  
LM-79-08 Approved Method: Electrical and Photometric Measurements of Solid-  
State Lighting Products

Test Report Prepared for  
Cooper Lighting Solutions  
(formerly Eaton)

Brand: STREETWORKS

Report Number: P192149

Luminaire Tested: **GAN-AF-01-LED-U-T2-7050-600-ADJ**

Issue Date: 3/3/2020

**Test Information**

Test Method: LM-79-08  
Report Number: P192149  
TEST IS SCALED FROM IESNA LM-79-08 TEST DATA (P24139)  
Test Lab: INNOVATION CENTER P2  
Issue Date: 3/3/2020  
Manufacturer: COOPER LIGHTING SOLUTIONS (FORMERLY EATON)  
Product Line: STREETWORKS  
Catalog Number: GAN-AF-01-LED-U-T2-7050-600-ADJ  
Description: GALLEON AREA AND ROADWAY LUMINAIRE  
(1) 70 CRI, 5000K, 615mA LIGHTSQUARE WITH 16 LEDS EACH AND TYPE II OPTICS  
Light Source: -  
Ballast/Driver: ELECTRONIC DRIVER

**Summary**

Lumens per Lamp: N/A  
Luminaire Lumens: 4029 lumens  
Efficiency: N/A  
Efficacy: 118.5 lumens/watt  
Luminous Opening: Rectangular (W 0.5' x L: 0.5' x H: 0')  
IES Classification: Type II - Medium - Full Cutoff  
BUG Rating: B1 - U0 - G1

Input Watts (W): 34  
Input Voltage (V): NR  
Input Current (Ain): NR  
Voltage Rise (V): NR  
Power Factor: NR  
Total Harmonic Distortion (THDi): NR  
Frequency (hertz): 60  
Stabilization Time: NR  
Operation Time: NR  
Ambient Temperature (°C): NR  
Test Distance: 28.75 FT

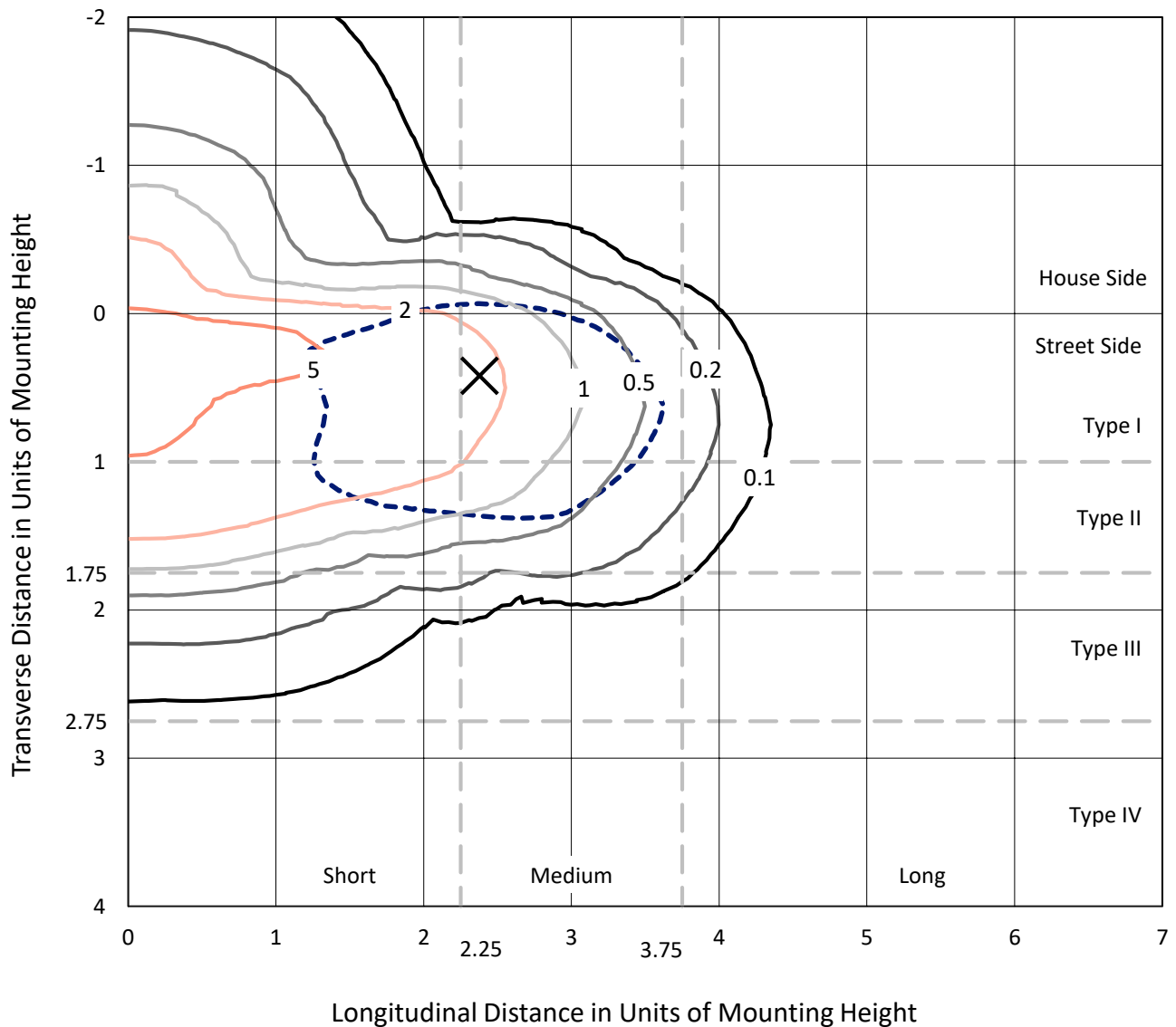


REPORT NUMBER: P192149

CATALOG NUMBER: GAN-AF-01-LED-U-T2-7050-600-ADJ

### Iso-Footcandle Lines of Horizontal Illumination

× Max cd  
 - - - 1/2 Max cd

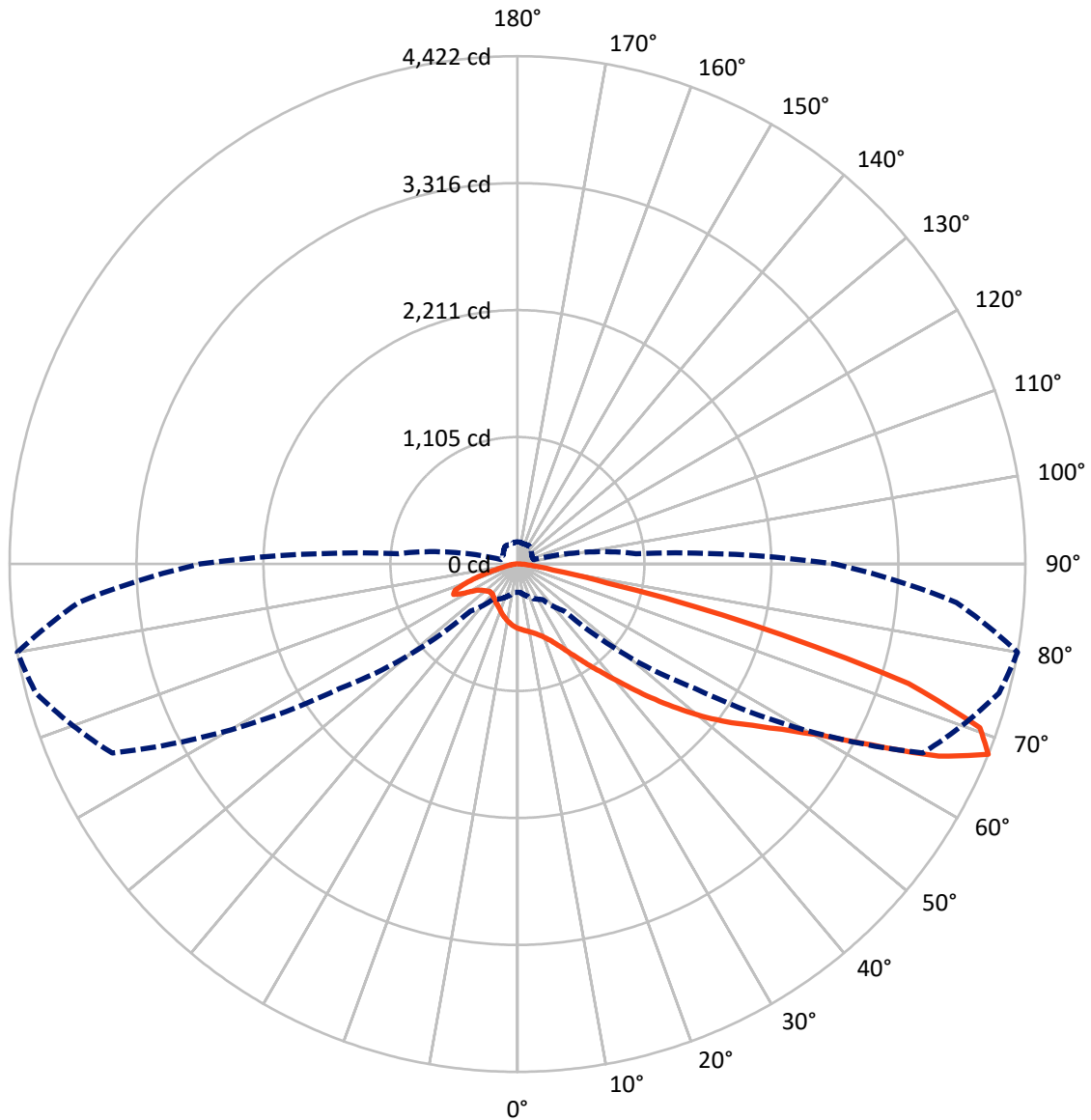


Based on 10 foot mounting height. Maximum calculated value = 6.8 fc  
 Type II - Medium - Full Cutoff

REPORT NUMBER: P192149

CATALOG NUMBER: GAN-AF-01-LED-U-T2-7050-600-ADJ

### Luminous Intensity Polar Plot



— Vertical Plane Through 80-Deg Lateral    - - - Horizontal Cone Through 67.5-Deg Vertical



REPORT NUMBER: P192149

CATALOG NUMBER: GAN-AF-01-LED-U-T2-7050-600-ADJ

**FLUX DISTRIBUTION:**

		Downward	Upward	Total
<b>House Side</b>	Lumens	742.0	0.0	742.0
	% Fixture	18.4	0.0	18.4
<b>Street Side</b>	Lumens	3287.0	0.0	3287.0
	% Fixture	81.6	0.0	81.6
<b>Total</b>	Lumens	4029.0	0.0	4029.0
	% Fixture	100.0	0.0	100.0

**ZONAL LUMENS:**

Zone	Lumens	% Fixture
0°-10°	51.6	1.3
10°-20°	148.7	3.7
20°-30°	246.2	6.1
30°-40°	402.7	10.0
40°-50°	650.2	16.1
50°-60°	938.7	23.3
60°-70°	1036.0	25.7
70°-80°	477.5	11.9
80°-90°	77.2	1.9
90°-100°	0.0	0.0
100°-110°	0.0	0.0
110°-120°	0.0	0.0
120°-130°	0.0	0.0
130°-140°	0.0	0.0
140°-150°	0.0	0.0
150°-160°	0.0	0.0
160°-170°	0.0	0.0
170°-180°	0.0	0.0
0°-90°	4029.0	100.0
0°-180°	4029.0	100.0

**Coefficient of Utilization**



REPORT NUMBER: P192149

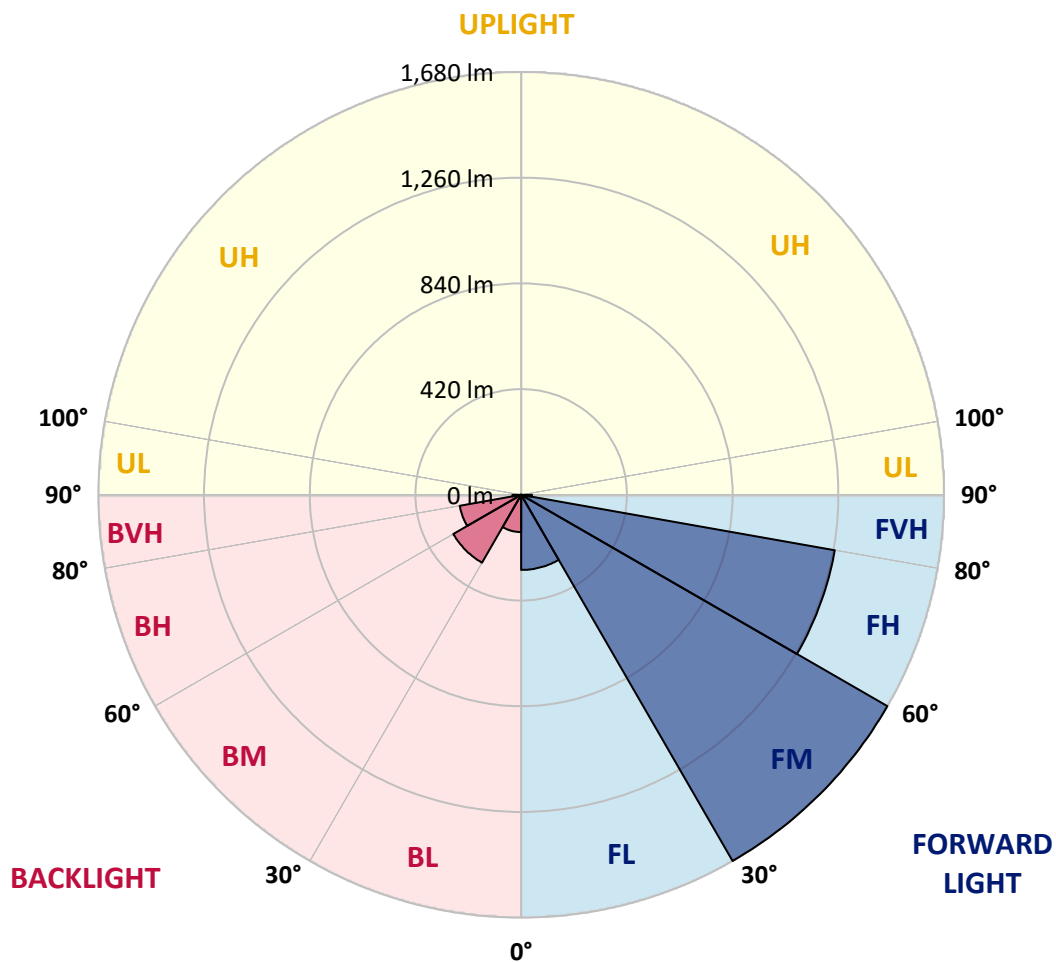
CATALOG NUMBER: GAN-AF-01-LED-U-T2-7050-600-ADJ

**LUMINAIRE CLASSIFICATION SYSTEM LUMEN TABLE AND BUG RATING:**

Zone	Lumens	% Fixture	Zone Rating/Lumen Limit		
			B	U	G
FL (0°-30°)	298.5	7.4			
FM (30°-60°)	1680.4	41.7			
FH (60°-80°)	1265.6	31.4			G1/1800
FVH (80°-90°)	42.5	1.1			G1/100
BL (0°-30°)	148.0	3.7	B1/500		
BM (30°-60°)	311.3	7.7	B1/1000		
BH (60°-80°)	247.9	6.2	B1/500		G1/500
BVH (80°-90°)	34.8	0.9			G1/100
UL (90°-100°)	0.0	0.0		U0/0	
UH (100°-180°)	0.0	0.0		U0/0	

**BUG Rating: B1-U0-G1**

Type II Medium





REPORT NUMBER: P192149

CATALOG NUMBER: GAN-AF-01-LED-U-T2-7050-600-ADJ

**CANDELA DISTRIBUTION (FULL):**

	0°	5°	15°	25°	35°	45°	55°	65°	75°	80°	85°
0°	559.7	559.7	559.7	559.7	559.7	559.7	559.7	559.7	559.7	559.7	559.7
2.5°	612.3	608.7	609.3	608.3	605.4	600.2	594.7	584.5	574.0	568.5	564.1
5°	663.5	662.5	661.1	657.9	650.4	639.7	626.4	608.5	589.3	579.2	569.5
7.5°	701.8	701.2	699.4	697.4	690.1	677.2	657.1	631.7	603.8	589.9	574.8
10°	704.9	705.9	707.3	712.7	713.7	706.7	686.3	655.5	618.9	601.0	581.8
12.5°	678.0	680.1	685.5	699.2	713.7	722.2	711.7	680.5	636.5	614.9	590.5
15°	642.3	643.4	650.0	668.8	694.8	721.2	731.1	708.1	659.3	632.7	603.6
17.5°	627.0	627.6	632.1	644.6	668.8	706.5	742.0	738.1	687.3	655.0	619.6
20°	619.3	620.6	627.2	639.5	654.8	687.7	743.6	770.4	720.6	682.7	639.9
22.5°	641.3	640.7	643.1	649.2	662.1	681.9	742.4	803.7	763.1	718.4	666.3
25°	692.6	694.8	690.7	683.7	687.9	701.8	748.8	839.8	816.2	764.2	700.8
27.5°	765.8	763.6	757.5	741.2	732.7	738.7	769.8	878.7	882.3	824.5	746.4
30°	838.8	837.0	831.1	811.3	793.8	788.8	810.7	923.3	961.0	896.9	802.3
32.5°	914.6	912.6	907.1	887.2	866.2	854.7	868.8	974.9	1053.8	983.4	868.2
35°	1008.0	1004.2	992.5	965.0	944.3	935.4	942.0	1039.8	1160.9	1085.8	948.1
37.5°	1095.9	1101.6	1089.7	1051.7	1024.9	1021.7	1029.0	1118.9	1276.4	1200.2	1040.0
40°	1184.2	1185.1	1174.4	1143.3	1115.7	1110.6	1129.0	1214.9	1412.7	1337.1	1151.6
42.5°	1275.4	1277.4	1259.3	1230.6	1210.3	1211.3	1232.4	1327.4	1569.0	1498.3	1280.2
45°	1383.5	1386.5	1366.6	1328.9	1310.5	1347.6	1338.9	1453.5	1740.3	1681.6	1427.7
47.5°	1496.6	1501.1	1486.0	1450.7	1427.7	1478.7	1445.4	1593.4	1924.8	1878.2	1589.8
50°	1558.2	1564.8	1579.5	1576.9	1571.9	1563.4	1564.2	1743.3	2115.0	2082.9	1756.4
52.5°	1525.1	1524.9	1578.5	1643.5	1713.0	1718.1	1709.0	1901.4	2292.7	2283.0	1913.3
55°	1373.6	1383.9	1465.0	1591.0	1780.6	1899.0	1926.0	2082.5	2467.3	2478.6	2072.6
57.5°	1121.3	1129.8	1239.3	1414.8	1689.4	2006.5	2234.6	2345.7	2662.5	2715.2	2284.6
60°	760.5	770.8	886.8	1097.7	1443.8	1946.6	2528.4	2815.4	2896.1	3016.1	2582.1
62.5°	446.9	456.2	550.8	692.4	1016.5	1668.3	2657.3	3483.6	3267.2	3470.1	3036.0
65°	307.6	314.0	360.0	431.0	584.1	1123.7	2497.4	3945.0	3838.3	4032.7	3562.2
67.5°	247.5	246.7	283.2	331.6	376.1	579.4	1888.5	3892.8	4340.5	4421.6	3835.3
70°	203.9	203.1	227.9	268.0	300.5	326.3	1028.6	3285.1	4238.2	4271.1	3583.8
72.5°	170.6	171.4	187.2	217.0	246.5	245.8	452.0	2311.0	3334.1	3561.8	2856.8
75°	144.0	144.4	154.9	175.9	200.1	198.0	245.2	1252.0	1938.1	2096.6	1583.6
77.5°	122.6	123.0	129.7	141.4	158.7	157.9	178.9	540.9	808.5	798.6	541.7
80°	109.3	109.3	112.5	114.6	124.2	120.6	132.7	259.8	341.8	315.6	216.2
82.5°	85.7	86.1	105.5	104.7	97.8	93.2	93.2	153.1	181.1	167.4	126.5
85°	48.2	48.0	68.0	82.1	86.1	65.7	65.1	85.7	98.6	86.9	61.3
87.5°	20.6	21.0	31.5	36.5	48.8	40.9	40.3	44.2	50.2	43.4	28.4
90°	0.0	0.0	0.0	0.0	0.0	0.0	0.0	0.0	0.0	0.0	0.0



REPORT NUMBER: P192149

CATALOG NUMBER: GAN-AF-01-LED-U-T2-7050-600-ADJ

**CANDELA DISTRIBUTION (continued):**

	90°	95°	105°	115°	125°	135°	145°	155°	165°	175°	180°
0°	559.7	559.7	559.7	559.7	559.7	559.7	559.7	559.7	559.7	559.7	559.7
2.5°	559.9	554.8	543.5	529.4	516.7	508.4	500.8	489.9	490.5	483.0	477.4
5°	559.5	548.8	522.7	491.5	461.6	439.9	423.7	409.0	405.4	398.5	394.3
7.5°	559.9	542.5	498.5	448.7	411.6	384.2	370.3	362.6	360.8	358.4	358.6
10°	561.3	536.7	471.9	408.6	369.7	351.7	348.3	350.7	353.5	354.3	354.5
12.5°	564.5	531.6	442.7	372.9	343.5	338.0	343.7	351.9	357.2	359.8	359.6
15°	571.6	527.6	414.8	344.9	329.1	332.0	342.7	354.3	362.0	365.6	365.8
17.5°	579.4	521.9	386.0	323.5	318.4	325.9	339.2	352.7	362.2	366.2	366.9
20°	589.5	514.7	355.8	307.4	308.2	316.8	329.3	342.7	353.3	356.6	358.2
22.5°	602.8	507.0	329.5	294.4	296.7	303.3	313.0	324.7	333.8	335.4	336.8
25°	620.6	498.7	308.4	282.5	283.4	287.2	293.8	300.7	307.0	305.3	306.6
27.5°	644.6	491.5	292.8	271.5	269.8	270.6	273.9	276.1	279.5	274.5	275.1
30°	672.8	483.8	280.7	262.0	257.1	255.7	256.5	257.7	260.2	253.5	252.5
32.5°	705.5	474.5	269.4	253.7	246.7	244.0	244.4	247.5	257.5	253.3	251.1
35°	743.6	463.9	257.5	244.6	239.8	235.8	235.4	245.4	274.9	272.3	270.4
37.5°	788.2	453.4	245.6	234.3	234.6	230.3	228.9	240.2	278.3	268.2	266.8
40°	845.0	447.9	235.4	223.3	228.3	227.7	224.9	230.7	256.1	237.6	235.2
42.5°	915.2	448.7	227.9	211.6	220.8	227.1	222.7	222.9	232.1	218.2	216.0
45°	1001.9	458.0	222.5	202.3	212.2	226.5	222.0	218.8	219.6	212.2	211.0
47.5°	1103.0	477.2	218.8	194.6	204.1	224.3	221.8	217.6	215.8	211.8	210.8
50°	1215.5	505.2	216.0	187.2	196.8	220.8	222.0	216.4	214.4	212.8	212.2
52.5°	1326.0	537.1	211.8	180.9	191.0	216.4	222.5	215.2	213.0	211.8	211.2
55°	1449.1	577.0	205.5	175.5	186.3	210.8	222.5	213.4	211.0	211.2	211.0
57.5°	1615.6	641.5	198.0	171.0	180.5	204.1	218.8	211.4	208.5	208.7	208.9
60°	1875.6	755.1	188.8	166.4	173.4	196.2	213.6	207.1	204.1	204.9	205.1
62.5°	2258.0	921.9	176.9	159.7	165.8	187.6	206.5	201.5	198.5	200.5	200.5
65°	2655.5	1069.1	162.3	151.1	157.9	178.3	197.6	194.6	191.6	196.2	196.0
67.5°	2762.4	1036.2	147.6	141.8	150.0	168.0	186.8	185.3	183.7	191.6	191.2
70°	2454.0	831.9	134.1	132.3	141.2	156.9	175.3	175.3	174.4	180.3	178.9
72.5°	1869.7	589.9	121.2	122.2	131.3	144.8	162.8	164.2	162.6	165.6	164.4
75°	1000.9	337.6	108.3	111.1	119.0	132.5	149.0	150.3	149.4	149.2	149.8
77.5°	332.6	165.0	94.8	99.2	106.1	119.8	134.5	136.7	134.3	133.9	133.7
80°	148.2	103.7	79.9	85.7	91.8	105.3	119.2	121.0	118.4	122.0	117.4
82.5°	95.2	68.2	64.1	70.4	76.4	90.8	103.9	104.3	102.0	118.4	101.0
85°	46.2	42.2	48.2	54.0	59.1	71.4	86.1	86.3	80.3	73.2	70.6
87.5°	23.0	24.6	32.1	37.3	39.9	49.0	62.7	61.5	58.9	53.6	49.4
90°	0.0	0.0	0.0	0.0	0.0	0.0	0.0	0.0	0.0	0.0	0.0

(END OF REPORT)